



TURBO CHEF INSTRUCTIONS

Don't Hurt Yourself Now

TABLE OF CONTENTS

02	Warnings
03	Introduction
04	Technical Description
05	Materials
06	Instructions
07	Cheat Sheet

WARNINGS



The oven is HOT



The pan is HOT



The door is HOT



The food is HOT

Be careful of the jetplate
glass

Monitor paper liners
closely

Keep debris clear

Keep oven clean



INTRODUCTION

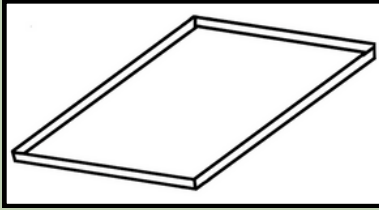
This manual provides safety instructions and guidelines on how to use the TurboChef Sota oven.




This manual will help you operate the TurboChef Sota oven confidently, safely, and efficiently. The manual provides clear guidelines and safety instructions to ensure you understand how to use the oven properly.

This oven operates at 500 degrees Celsius, so safety is our top priority. To keep everyone, including employees, safe, it is essential to have a good understanding of how to use this oven.

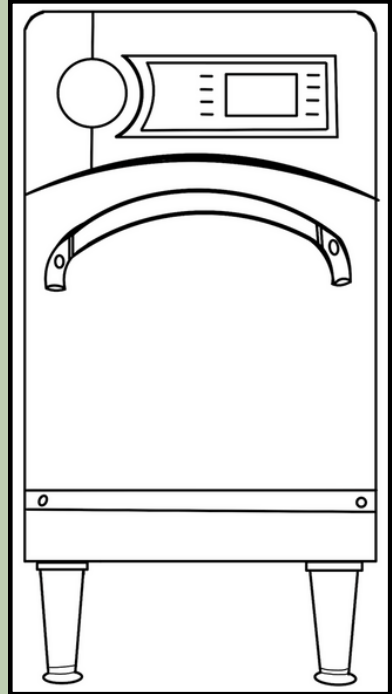
TECHNICAL DESCRIPTION



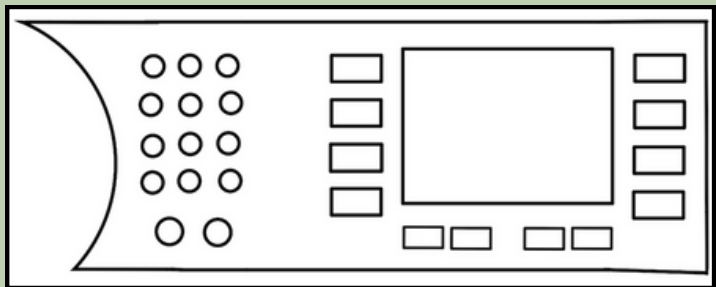
Pan inside oven 

TurboChef Sota

The TurboChef Sota is a commercial oven designed to quickly heat food to pre-programmed temperatures, ensuring perfectly cooked dishes every time. This oven has a user-friendly keypad that enables users to control the oven settings easily. The oven's interior has a pan specially designed to hold food items, while the handle is used to help users safely open the oven.



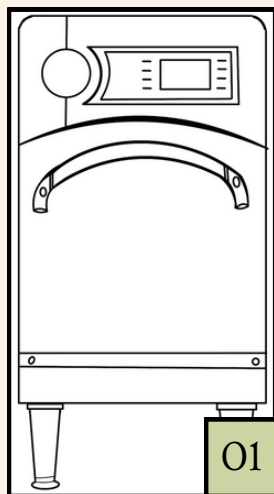
Front of oven and handle



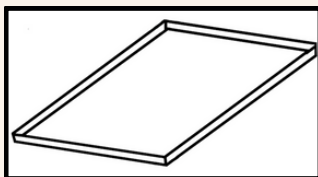
Keypad

MATERIALS

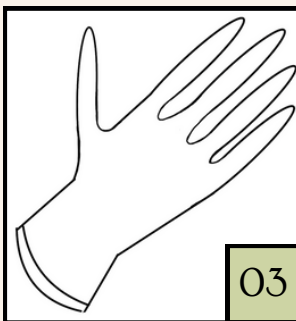
01 TURBOCHEF SOTA OVEN



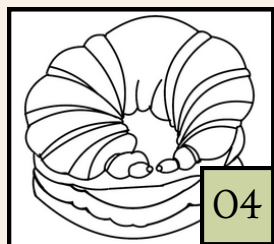
02 OVEN PAN



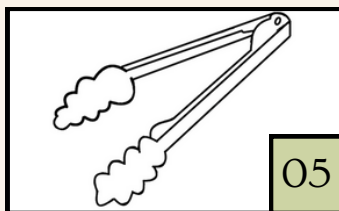
03 GLOVES



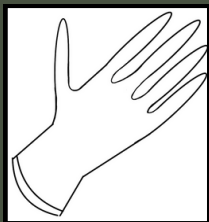
04 FOOD



05 TONGS

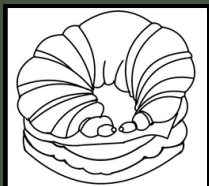


INSTRUCTIONS



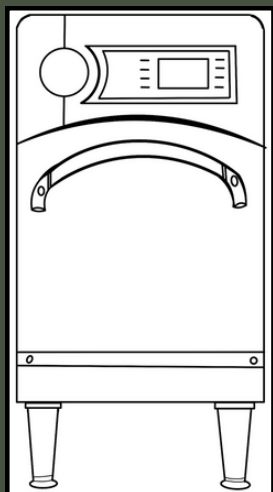
STEP 1
Put on gloves

STEP 2
Select food item



STEP 3
Carefully open oven door

STEP 4
Carefully place parchment paper and food
on oven pan



STEP 5
Carefully close oven door

STEP 6
Press buttons required for specific food
item

STEP 6
Monitor oven for the timer

STEP 7
Remove food carefully

CHEAT SHEET

TONGS STAY IN TRAY

USE TONGS TO HANDLE FOOD

PLACE FOOD ON PARCHMENT PAPER

BREAKFAST SANDWICHES

Breakfast Sandwich Button

Bacon Gouda Button

Qty Button

COOKIES

Pastry Button

Cookie Button

BREADS

Pastry Button

Loaf Button

MUFFINS

Pastry Button

Muffin Button

DO NOT WARM UP CARROT
CAKE MUFFINS

Oven may be used for personal food, but MUST be kept
CLEAN

